












INDICATIONS, CONTRAINDICATIONS AND WARNINGS FOR USE

INDICATIONS FOR USE

The Chiropractic Adjusting Tool (CAT) is indicated for use when chiropractic and other types of joint adjustments or manipulations are appropriate for treatment.

WARNINGS AND CONTRAINDICATIONS

-  Do not use on or near the eyes
-  Do not use on or near fractures
-  Do not use on or near open wounds
-  Do not use on or near burned tissue
-  Do not use on patient suffering from severe osteoporosis
-  Do not use for any purpose other than adjustment of skeletal joints or structures
-  Do not use without soft tip
-  If device is damaged or does not perform to specifications; contain device and related materials to avoid continued use and contact JTECH Medical
-  CAT EX is a high thrust device and exceeds the thrust force of the CAT. CAT EX is intended for use by licensed physicians trained in mechanical thrust instrument use. The CAT EX force range is from 20 to 62 AFR*

*AFR (Average Force Range) measured in lbf (pounds force)



INSTRUCTIONS

INSTRUCTIONS FOR USE

1. Place fingers on underside of the lower handle with top handle of CAT against palm of hand insuring the grip on the device is secure.
2. Adjust device thrust by turning the adjusting sleeve counter-clockwise to increase thrust and clockwise to reduce thrust. (The lowest force setting is achieved when the adjusting sleeve is closest to the tip)
3. Test thrust against your hand and adjust until the desired thrust is set.



CLEANING INSTRUCTIONS

To clean the CAT, wipe with damp cloth and mild detergent.

 Do not submerge or autoclave.

STORAGE

Always store your CAT in a clean, dry area.



JTECH MEDICAL
MEASURING HUMAN PERFORMANCE

470 Lawndale Dr. Suite G
Salt Lake City, UT 84115
Phone: (800) 985-8324
Fax: (801) 478-0674
www.jtechmedical.com